

## Huntington Explore Gateway Library Pen Portrait

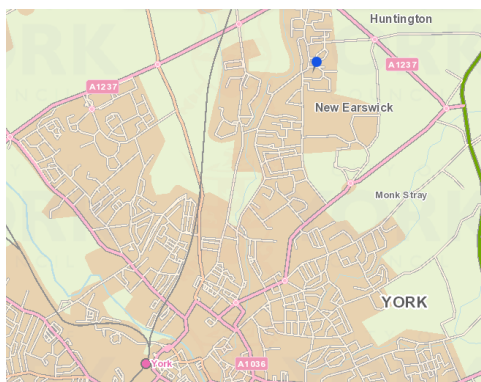
### The Building

The building was constructed in 1964, and has not undergone any significant structural changes since. It is one of Explore's larger community libraries in terms of floor space, but without being big enough for meeting rooms or a cafe. The land and building is owned by CYC. The property also includes a small garage, which is used as storage for the whole service. A condition 2013 condition survey found that building maintenance costs over 20 years would be £49,416.



There is some on-street parking, but this becomes very congested during the school-run. There is a bus route quite nearby. The entrance would be problematic for some people with mobility problems, and there is no accessible toilet. The Library is adjacent to a doctor's surgery, and is slightly away from the main shopping area. It is open 25 hours per week, which is fairly generous for a community library, but closes at lunchtime and has no evening opening hours.

### Community Assets



Huntington Explore Gateway library runs a range of groups and events both in and out of opening hours. The library helps to combat social isolation through a varied programme of activities including reading groups and coffee mornings. Regular children's activities such as the summer reading challenge contribute towards children's literacy, and there are computer workshops for beginners addressing adult digital literacy too, alongside free PCs and wifi.

Huntington Library is well supported by the local community: it has a successful volunteering programme, giving people work experience and strengthening community resilience, and it has a very active Friends group running events and raising funds. Huntington Library

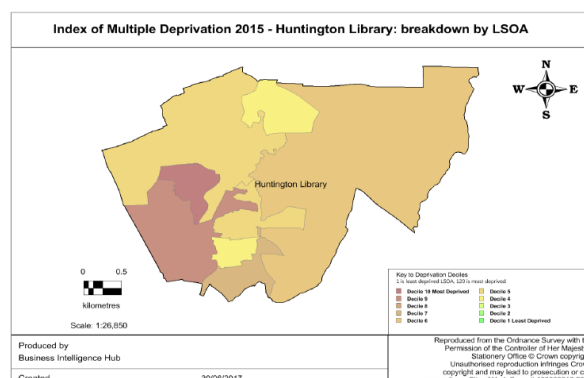
offers a free drop-in digital clinic during the Friends Group's monthly coffee morning.

Partners do offer activities from the building. York Music Hub loan out sets of music scores to community groups through Huntington Library. The library has strong links with local schools. Local community groups use the library for displays and residents can come to the library to take part in consultations, promoting active citizenship.

Other venues in the area include Huntington Community Centre, a 10 minute walk to the North of the library. Run by the parish council, it has a cafe with wifi which is open every morning, and has regular events such as Knit and Knatter, York Wine Circle, Citizens Advice drop-ins, Adult Education classes etc. Slightly beyond this is Huntington Memorial Hall which is home to dance groups, card playing, scouts and guides etc. On the South side of the library catchment area is Orchard Park Community Centre, a 20 minute walk from the library, which has dance classes and a pre-school.

### Population profile

The relevant ward statistics are for Huntington and New Earswick Ward, but this is problematic, since there is also a library in New Earswick, so residents from New Earswick would be unlikely to use Huntington Library. The ward contains some relatively more deprived areas in the New Earswick side of the ward, according to the Index of



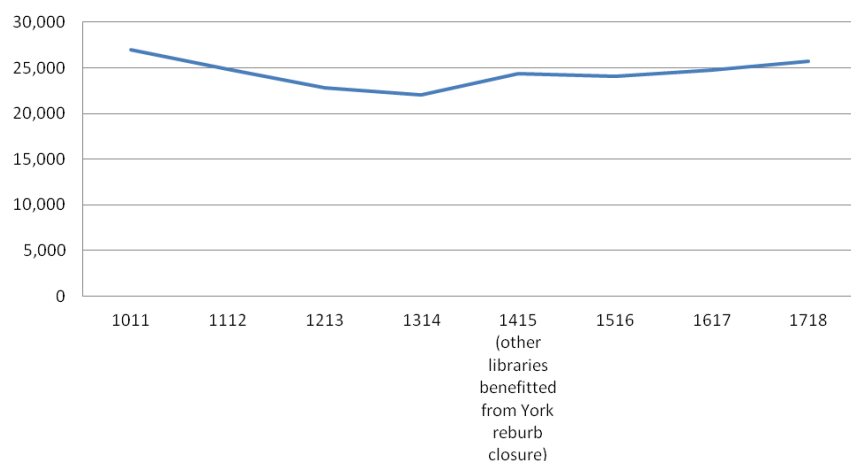
Multiple Deprivation 2015, and the Huntington side tends to be more average.

The population of Huntington and New Earswick not particularly diverse, with 96% of residents identifying a White British in the 2011 census. The age profile is similar to York as a whole, but without the high number of 15 to 24 year olds you see in areas closer to the universities, and more older people.

Community cohesion in the ward appears to be approximately average, with some measures being slightly better than in York as a whole and some being slightly poorer: 85% are satisfied with their area as a place to live and 78% feel that they belong to their local area.

## Current Usage

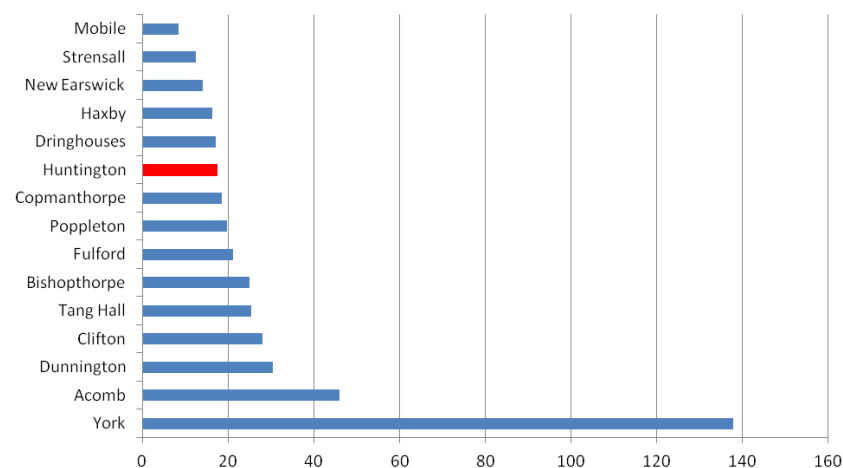
### Physical Visits to Huntington Library over time



### Visits including Reading Cafes 1718

1	York	426440
2	Acomb	109785
3	Rowntree Park	93253
4	Tang Hall	55352
5	Homestead Park	42693
6	Clifton	40212
7	Bishopthorpe	28397
8	Huntington	25734
9	Haxby	25337
10	Fulford	25322
11	New Earswick	24544
12	Copmanthorpe	23164
13	Poppleton	23137
14	Dringhouses	22924
15	Dunnington	20404
16	Mobile	14091
17	Strensall	13129
18	Sycamore House	255

### Library visits per opening hour during half terms



(Used half term figures to exclude anomalies caused by classroom use of libraries at New Earswick and Fulford)

The user profile of Huntington Library departs from the population profile most significantly in terms of having more women (70% of users, 53% of population), more retired people (59% of users, 20% of population) and more people experiencing disability or ill health (44% of users, compared to 21% of the population whose day to day activities limited by ill health or disability in the census). All these trends are common in libraries, but Huntington's figures are particularly skewed in this direction. However, the user survey on which these statistics are based was fairly small at Huntington (58 respondents).